

FACEMASK DO'S AND DON'TS

For Healthcare Personnel

WHEN PUTTING ON A FACEMASK

Clean your hands and put on your facemask so it fully covers your mouth and nose.



DO secure the elastic bands around your ears.



DO secure the ties at the middle of your head and the base of your head.

WHEN WEARING A FACEMASK, DON'T DO THE FOLLOWING:



DON'T wear your facemask under your nose or mouth.



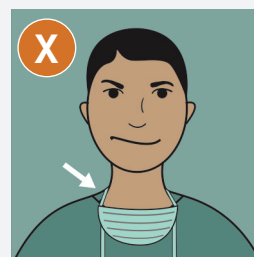
DON'T allow a strap to hang down. DON'T cross the straps.



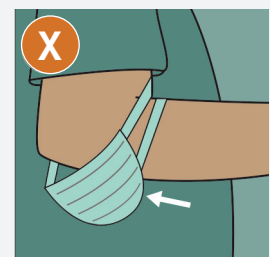
DON'T touch or adjust your facemask without cleaning your hands before and after.



DON'T wear your facemask on your head.



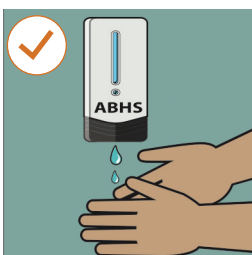
DON'T wear your facemask around your neck.



DON'T wear your facemask around your arm.

WHEN REMOVING A FACEMASK

Clean your hands and remove your facemask touching only the straps or ties.



DO leave the patient care area, then clean your hands with alcohol-based hand sanitizer or soap and water.



DO remove your facemask touching ONLY the straps or ties, throw it away*, and clean your hands again.

*If implementing limited-reuse: Facemasks should be carefully folded so that the outer surface is held inward and against itself to reduce contact with the outer surface during storage. Folded facemasks can be stored between uses in a clean, sealable paper bag or breathable container.

epic
Care

Partners in Comprehensive Care